

Project name: _____

Type: _____



Slim recessed luminaire provide direct lighting. Available as single modules or continuous runs suitable for interior application where general lighting is required.

Source: HE, HO T5 fluorescent (not included)

Optic: General lighting.

Material:

Body: Extruded aluminum profile with die cast end caps.

Diffuser: PMMA frosted acrylic.

Mounting: Steel brackets.

Electrical: High efficiency electronic ballast 120V or 277V.

Dimming: Contact factory for dimming options.

Mounting: Recessed installation using included brackets.
Maximum ceiling thickness of 0.98" (25mm).

Finish: White RAL9003, Black RAL9004 or Gray RAL9006

Weight: TBC.

Warranty: 1 year limited warranty.

Certification: cULus listed for Damp location.

MADE IN CANADA

Project name: _____

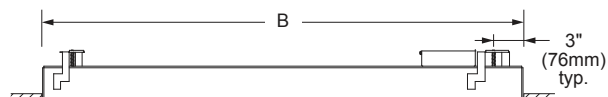
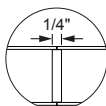
Type: _____

LENGTH

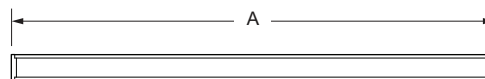
Nominal length	Actual length A	Cut-out B
02	1'-11 $\frac{3}{8}$ "	1 $\frac{3}{4}$ " x 1'-11 $\frac{1}{4}$ "
03	2'-11 $\frac{1}{4}$ "	1 $\frac{3}{4}$ " x 2'-11 $\frac{1}{8}$ "
04	3'-11"	1 $\frac{3}{4}$ " x 3'-10 $\frac{7}{8}$ "
06	5'-11"	1 $\frac{3}{4}$ " x 5'-10 $\frac{7}{8}$ "
08	7'-11"	1 $\frac{3}{4}$ " x 7'-10 $\frac{7}{8}$ "
12*	11'-9 $\frac{3}{8}$ "	1 $\frac{3}{4}$ " x 11'-9 $\frac{1}{4}$ "
16*	15'-9 $\frac{3}{8}$ "	1 $\frac{3}{4}$ " x 15'-9 $\frac{1}{4}$ "
24*	23'-7 $\frac{7}{8}$ "	1 $\frac{3}{4}$ " x 23'-7 $\frac{3}{4}$ "

The luminaires runs can be manufactured in most lengths with 12" increments. Contact the factory for precise lengths and anchoring point details.

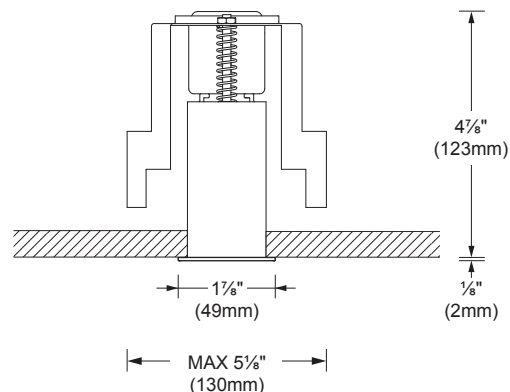
*Note that a visible 1/4" joint is used for lengths greater than 8'.



FRONT VIEW



BOTTOM VIEW



DETAIL VIEW

ORDERING INFO

MODEL	LENGTH	LAMPING	OPTIC	VOLTAGE	FINISH	OPTIONAL EM
<input type="radio"/> MODEL 3502	<input type="radio"/> LENGTH 02 <input type="radio"/> 03 <input type="radio"/> 04 <input type="radio"/> 06 <input type="radio"/> 08 <input type="radio"/> 12 <input type="radio"/> 16 <input type="radio"/> 24	<input type="radio"/> LAMPING HE - 14W, 21W or 28W T5 HE Fluorescent <input type="radio"/> HO - 24W, 39W or 54W T5 HO Fluorescent	<input type="radio"/> OPTIC FD - Frosted diffuser <input type="radio"/> CD - Clear diffuser <input type="radio"/> DL - Darklight louver	<input type="radio"/> VOLTAGE 120 - 120V <input type="radio"/> 277 - 277V	<input type="radio"/> FINISH 01 - White <input type="radio"/> 02 - Black <input type="radio"/> 10 - Gray	<input type="radio"/> OPTIONAL EM EM - Emergency ballast

* Projector(s) not included. Contact factory for maximum number of projectors.

Project name: _____

Type: _____

OPTIONAL EMERGENCY

☐ **EM** SPECIFY THE QUANTITY OF BATTERY PACKS REQUIRED.
#BATT. PACK

EM BATTERY PACKS ARE ONLY AVAILABLE FOR FLUORESCENT VERSIONS OF 8 FEET AND MORE.
OPERATING VOLTAGE HAS TO BE SPECIFIED FOR **EM** OPTION.
A LAYOUT FROM THE CLIENT IS REQUIRED FOR BATTERY PACK POSITION. USE THE SELECTION TOOL BELOW.
EACH LUMINAIRE IS SUPPLIED WITH A WALL TEST SWITCH TO BE INSTALLED AT MAXIMUM 50 FEET OF BATTERY PACK.

SELECT EMERGENCY LAMP LOCATION

