


MINT





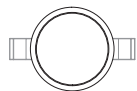
MINT

Collection of recessed luminaires for ceiling or wall applications.

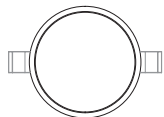
The milky polycarbonate screen provides omnidirectional diffused light.

Suitable for decorative applications, wayfinding and to compose graphic light patterns.

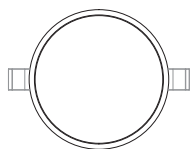
6 SIZES



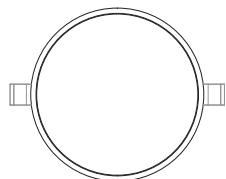
Ø3"
(Ø75mm)



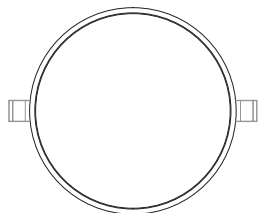
Ø4"
(Ø100mm)



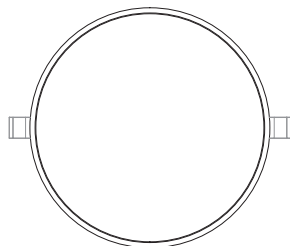
Ø5"
(Ø125mm)



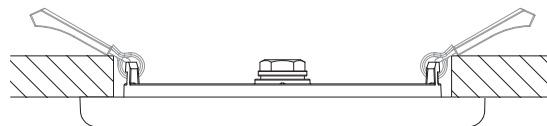

Ø6½"
(Ø155mm)



Ø7¼"
(Ø185mm)



Ø8½"
(Ø215mm)



MAX
1¼"
(44mm)
¾"
(9mm)

FRONT VIEW

WATER RESISTANT



Waterproof construction suitable for wet locations like bathrooms, showers and wellness centers.



Rated IP66 from under the ceiling, IP20 in the ceiling, IK08.

Remote version: Certified ETL for wet location

Integral version: certified cULus listed for dry, damp and wet location.







SPECIFICATIONS

4.5 to 24.5 Watts

275 to 1995 Lumens

General Light Optic

2700K / 3000K

80 CRI

IP66 from under the ceiling, IP20 in the ceiling, IK08

Available with remote or integral power supply.

