




APPEAL



APPEAL

Wall applique

CONSTRUCTION

Die-cast aluminum housing (copper free) with high corrosion resistance
Stainless steel fasteners
Clear polycarbonate UV stop diffuser
Silicone gaskets

FINISH SYSTEM

Double powder paint in 3 step process:

- surface treatment containing ceramic nano particles (Bonderite)
- epoxy primer paint
- polyester powder paint with high resistance against UV rays and harsh weather conditions


IP54

 LISTED FOR WET LOCATION

Supplied with LM80 tested LEDs
L70>50,000 hours

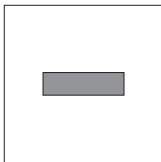
COLORS

- ☐ White (code 01)
☐ Aluminum grey (code 14)

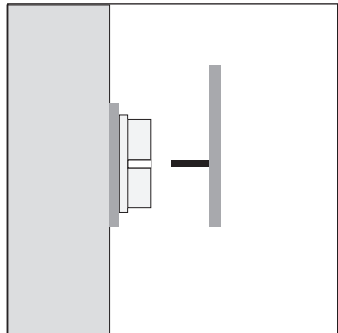
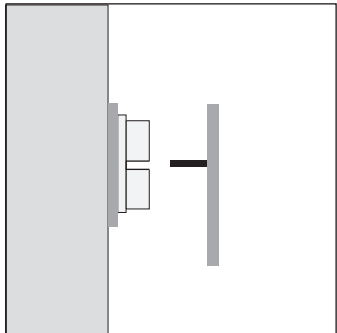
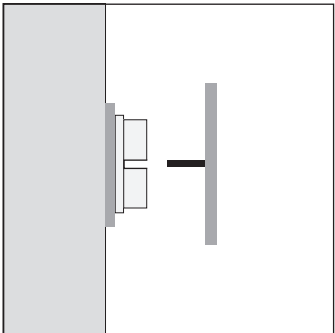



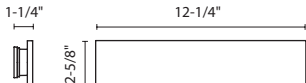


APPEAL

Wall applique



CODE	W	LUMENS	KELVIN
S.6400W	15.2W	479lm	3000K
Requires remote power supply			



Appeal front cover can be positioned to obtain symmetrical or asymmetrical light distributions