





Unique lighting system for wall recessed lighting in exterior applications. The system consists of a series of concrete forming boxes designed to create a cavity in the wall during the concrete forming process. The resulting void in the wall houses the LED light module, which is concealed from view. Designed for low mounting heights with downward asymmetric light distribution. Low luminance with light source regressed inside the luminaire and shielded from all viewing angles

Luminaire characteristic:	**Power input:** 4W to 12W **Lumens:** up to 430lm (for 3000K, 80CRI) **Luminaire efficacy:** Up to 48lm/W
Source:	WHITE LED module (LM-80 tested) 3000K : 80CRI, 4000K : 80CRI.
Lumen maintenance:	70% of initial lumens at 50 000 hours (L70) (LM79 tested)
Optic:	Downward Asymmetric
Material:	Body: Die-cast Diffuser: Toughened glass Recessed housing: Polypropylene
Mounting:	Wall recessed cast in concrete. Supplied with a two part housing installation kit, anchor screws, bolts, locking system and adhesive template to ensure perfect alignment when installing. Connections to be done inside the back box.
Electrical:	See remote power supply options on page 6
Finish:	Concrete
Weight:	1.8 lbs (0.8 kg) to 3.97 lbs (1.8 kg).
Warranty:	5 year limited warranty
Rating:	IP65, IK06
Certification:	cULus listed for Wet location

DIMENSION

FRONT VIEW **SIDE VIEW**

GHOST SQUARE SMALL
Complete with back box: **S.CASSC8030**

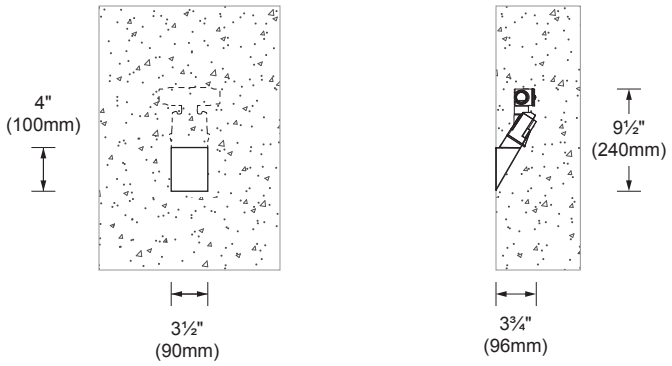

GHOST SQUARE MEDIUM
Complete with back box: **S.CASSC8028**

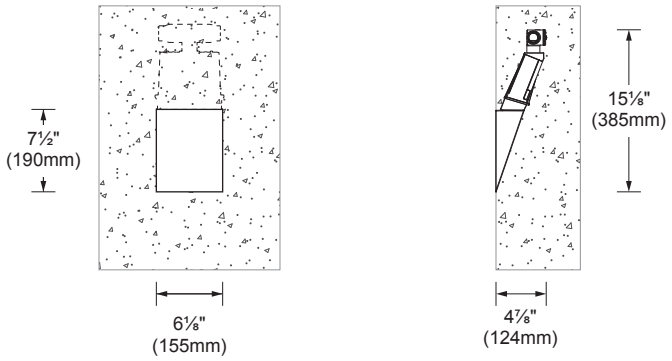

GHOST SQUARE LARGE
Complete with back box: **S.CASSC8026**

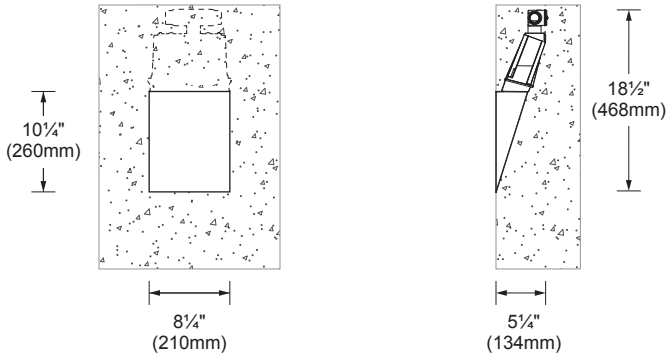

GHOST HORIZONTAL
Complete with back box: **S.CASSC8022**

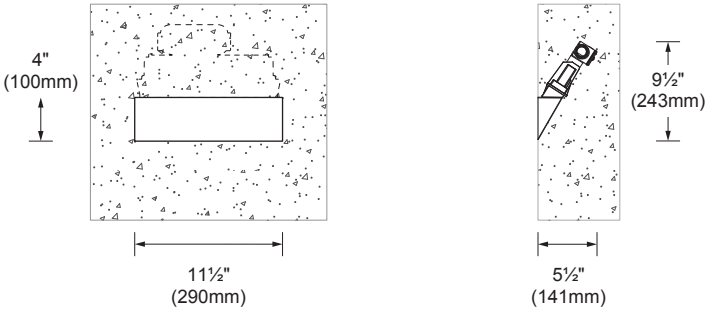

SISTEMALUX
9320 Boul. St-Laurent, suite 100, Montréal (Québec) Canada H2N 1N7, P.: 514.523.1339 F.: 514.525.6107 www.sistemalux.com

PHOTOMETRIC DATA

Visit sistemalux.com for complete photometric data.

GHOST SQUARE SMALL

CCT (K)	CRI	OPTIC	LOAD (W)	LUMENS (lm)	EFFICACY (lm / w)	MAX CANDELA (cd)	MODEL
3000K	80	Asymmetric	4W	100	25	85	S.GHO-SQS

Asymmetric 4W (3000K, 80 CRI)

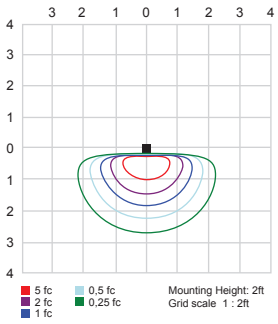

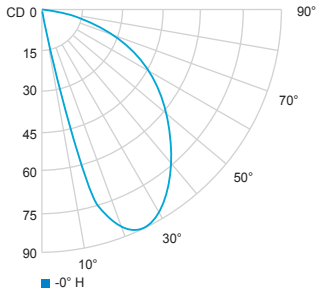

GHOST SQUARE MEDIUM

3000K	80	Asymmetric	6W	185	30	165	S.GHO-SQM

Asymmetric 6W (3000K, 80 CRI)

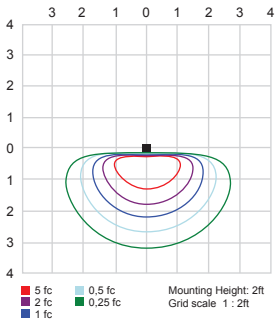

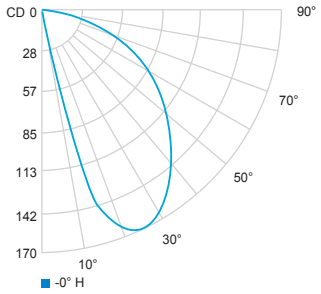

GHOST SQUARE LARGE

3000K	80	Asymmetric	12W	430	35	380	S.GHO-SQL

Asymmetric 12W (3000K, 80 CRI)

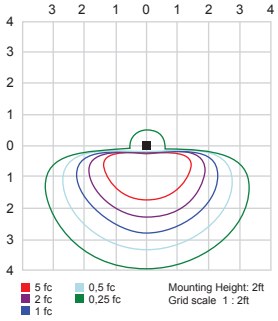

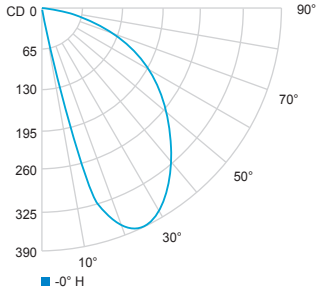

PHOTOMETRIC DATA

Visit sistemalux.com for complete photometric data.

GHOST HORIZONTAL

CCT (K)	CRI	OPTIC	LOAD (W)	LUMENS (lm)	EFFICACY (lm / w)	MAX CANDELA (cd)	MODEL
3000K	80	Asymmetric	10W	280	48	220	S.GHO-HOR

Asymmetric 10W (3000K, 80 CRI)

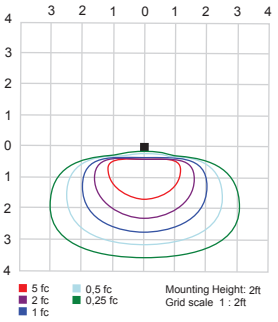

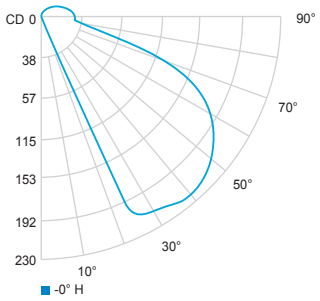

CCT options	300K	4000K
CRI options	80CRI	80CRI
Multiplier	**1**	**1.08**

ORDERING INFO

S.GHO - ____ - ____ - REM - 35
FIXTURE

_____
BACK BOX

RESET INFO

MODEL

SQUARE

- ☐ **SQS -** Square Small
- ☐ **SQM -** Square Medium
- ☐ **SQL -** Square Large

HORIZONTAL

- ☐ **HOR -** Horizontal

LED

- ☐ **830 -** 3000K, 80 CRI
- ☐ **840 -** 4000K, 80 CRI

VOLTAGE

- ■ **REM -** 24V remote power supply

FINISH

- ■ **35 -** Concrete

Due to continuous improvements, the information herein may be changed without notice
SISTEMALUX
9320 Boul. St-Laurent, suite 100, Montréal (Québec) Canada H2N 1N7, P.: 514.523.1339 F.: 514.525.6107 www.sistemalux.com

REMOTE POWER SUPPLY OPTIONS (TO BE ORDERED SEPARATELY)

						Min-Max Units			
Watts	**Voltage**	**Dimming protocol**	**Dimming range**	**Dimension**	**Max distance****	**GHO-SQS** 4W*	**GHO-SQM** 6W*	**GHO-HOR** 10W*	**GHO-SQL** 12W*
Indoor rating									
☐	**4444-0024-025-UNV-ND**					1-6	1-4	1-2	1-2
25	120-277V	None	None	6" x 4" x 3" (152 x 102 x 76mm)	30ft (9m)				
☐	**4448-0024-060-UNV-ND**					1-15	1-10	1-5	1-5
60	120-277V	None	None	10" X 8" X 4" (254 X 203 X 101mm)	30ft (9m)				
☐	**4445-0024-072-UNV-D10**					1-18	1-12	1-7	1-6
72	120-277V	0-10V	Down to ±10%	6" X 6" X 3" (152 X 152 X 76mm)	30ft (9m)				
☐	**4447-0024-096-UNV-D2**					2-23	1-16	1-9	1-8
96	120-277V	Lutron Hi Lume® 1%	Down to ±0.1%	11" X 6" X 2" (279 X 152 X 51mm)	30ft (9m)				
☐	**4448-0024-150-UNV-D10**					1-37	1-25	1-14	1-12
150	120-277V	0-10V	Down to ±10%	10" X 8" X 4" (254 X 203 X 101mm)	20ft (6m)				
Outdoor rating									
☐	**4548-0024-025-UNV-ND**					1-6	1-4	1-2	1-2
25	120-277V	None	None	4" X 7" X 3" (102 X 178 X 76mm)	30ft (9m)				
☐	**4548-0024-036-UNV-ND**					1-9	1-6	1-3	1-3
36	120-277V	None	None	4" X 7" X 3" (102 X 178 X 76mm)	30ft (9m)				
☐	**4551-0024-080-120-LTE**					2-20 (DIM 8-20)	1-13 (DIM 5-13)	1-7 (DIM 3-7)	1-6 (DIM 3-6)
80	120V	Leading and trailing edge (ELV and TRIAC)	Down to ±15%	14" X 5" X 2" (355 X 127 X 51mm)	30ft (9m)				
☐	**4546-0024-200-2C-UNV-ND**					1-25 Per channel (Max 50)	1-16 Per channel (Max 32)	1-10 Per channel (Max 20)	1-8 Per channel (Max 16)
200	120-277V	None	None	12" X 5" X 2" (304 X 127 X 51mm)	15ft (4m)				

* Wattage requirement for one (1) fixture (Remote fixture only).
** Calculated for 16AWG cable. Contact factory for longer remote distance.

WIRING DIAGRAM
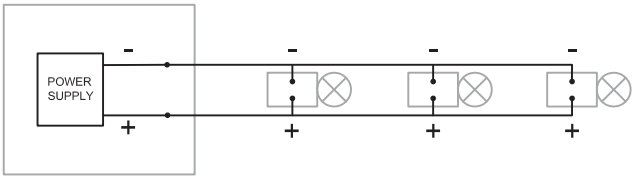
*Multiple luminaires must be connected in parallele